


Corporate Social Responsibility

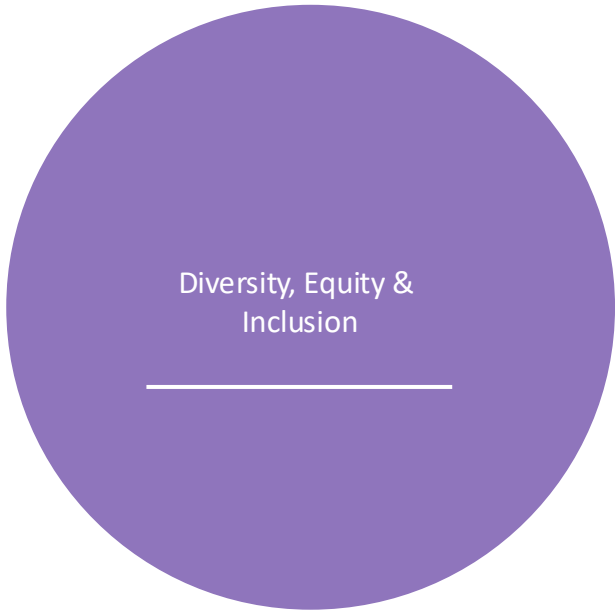
2025



Environmental Impact



Sustainable Supply Chain



Diversity, Equity &
Inclusion



Community Engagement &
Philanthropy

Our Commitment to Environmental Stewardship

We prioritize ecological protection to serve present needs while safeguarding future generations, integrating green, low-carbon practices that balance economic benefits with environmental responsibility. By continually refining our environmental management system, the company actively minimizes pollution risks, reduces waste discharge and water consumption, and promotes recycling and reuse of resources. These efforts create a circular economy that lays a solid foundation for sustainable development.

Our Sustainable Supply Chain Strategy

We strive to build a resilient, sustainable supply chain that meets rigorous international standards on disclosure, labor, and environmental protection. By strictly adhering to local laws, collaborating closely with suppliers, supporting certifications, and fostering strong relationships, the company ensures product safety, quality, and smooth daily operations. Through our Supplier Code of Conduct and the Supplier Agreement on Non-Use of Hazardous Substances, we reinforce compliance and encourage all partners to uphold environmental and social responsibilities, securing stable, long-term growth.

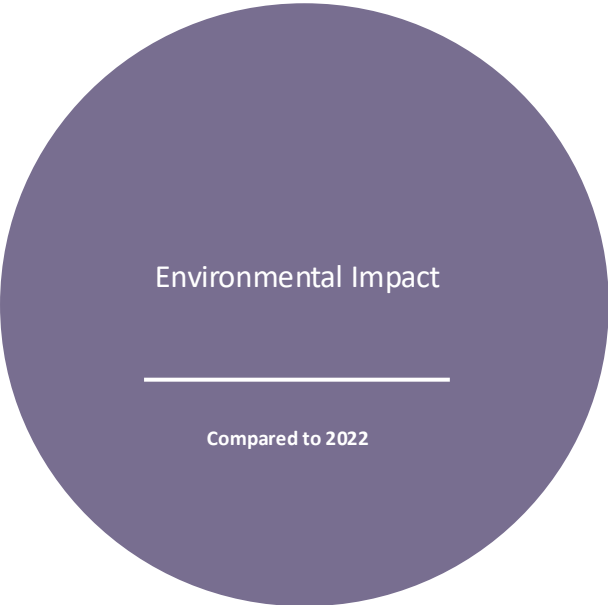
Our Commitment to Diversity, Equity & Inclusion

Diversity, Equity, and Inclusion are essential drivers of innovation, collaboration, and long-term success. By fostering an environment that values every individual's unique background, perspective, and contribution, we can unlock our collective potential and strengthen community ties. Embracing DEI not only enriches our culture, but also empowers people to thrive, spurring creativity, empathy, and meaningful progress for everyone.

Our Commitment to our Communities

Giving Back is at the Soul of Our Culture. We are committed to investing our time and resources to uplift those in need within the underserved communities where we work and live, while striving to make those communities better place for pets, people and our planet.

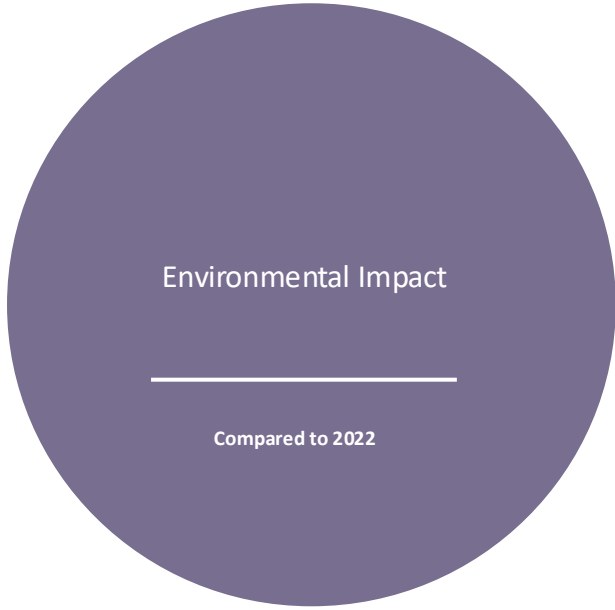
RESULTS



	CO2 Emissions	Energy Consumption	Waste
2023	↓ 6.9%	↓ 7.4%	↓ 28%
2024	↑ 1.05%	↓ 0.25%	↓ 28%
2025	↑ 6.38%	↑ 9.79%	↓ 12.93%

TARGET

	CO2 Emissions	Energy Consumption	Waste
2027	↓ 5%	↓ 8%	↓ 30%
2030	↓ 10%	↓ 10%	↓ 33%
2035	↓ 15%	↓ 18%	↓ 38%



2023 Result

CO₂ Emissions

↓ 6.9%

2024 Result

CO₂ Emissions

↑ 1.05%

2025 Result

CO₂ Emissions

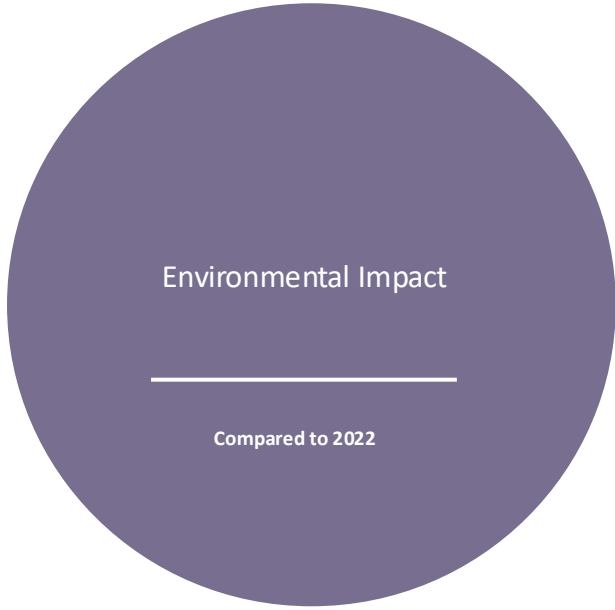
↑ 6.38%

CO₂e(Scope 1) + CO₂e(Scope 2)

Thousand yuan of operating revenue

2022	2023	2024	2025
0.0095	0.0088	0.0096	0.0101

- 2025 performance compared to 2022
 $(0.0101 - 0.0095) / 0.0095$
 = 6.38%



2023 Result

Energy Consumption

↓ 7.4%

2024 Result

Energy Consumption

↓ 0.25%

2025 Result

Energy Consumption

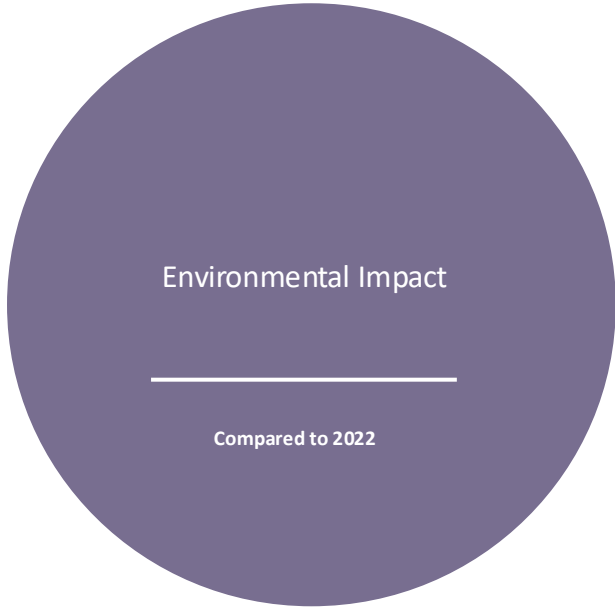
↑ 9.79%

KG of standard coal

Thousand yuan of operating revenue

2022	2023	2024	2025
4.5073	4.1812	4.4959	4.9484

- 2025 performance compared to 2022
 $(4.9484 - 4.5073) / 4.5073$
 = 9.79%



2023 Result

Waste

↓ 28%

2024 Result

Waste

↓ 28%

2025 Result

Waste

↑ 12.93%

Total amount of general waste (KG)

Thousand yuan of operating revenue

2022	2023	2024	2025
1.2073	0.8740	0.8658	1.0513

- 2024 performance compared to 2022
 $(1.0513 - 1.2073) / 1.2073$
 $= 12.93\%$



ISO 14001



RESULTS

	Raw Materials Certified FSC	Raw Materials Certified PCR	Raw Materials Biodegradable
2023	80%	32%	10%
2024	67%	46%	14%
2025	83%	11.7%	0.36 %

TARGET

	Raw Materials Certified FSC	Raw Materials Certified PCR	Raw Materials Biodegradable
2027	75%	60%	14%
2030	85%	70%	15%
2035	100%	80%	15%





2023 Result

Raw Materials Certified FSC

80%

2024 Result

Raw Materials Certified FSC

67%

2025 Result

Raw Materials Certified FSC

83%

**Total Purchase Amount of FSC
Wooden Handles**

**Total Purchase Amount of
Wooden handles**

2022	2023	2024	2025
81.58%	79.48%	66.82%	82.54%



2023 Result
Raw Materials Certified PCR

32%

2024 Result
Raw Materials Certified PCR

46%

2025 Result
Raw Materials Certified PCR

11.70%

Total Purchase Amount of PCR Plastic Handles

Total Purchase Amount of Plastic Handles

2022	2023	2024	2025
26.75%	31.74%	45.75%	11.70%





2023 Result
Biodegradable Packaging

10%

2024 Result
Biodegradable Packaging

14%

2025 Result
Biodegradable Packaging

0.36%

Total Purchase Amount of Biodegradable Packaging

Total Purchase Amount of Plastic Packaging

2022	2023	2024	2025
9.53%	10.36%	13.58%	0.36%



Diversity, Equity & Inclusion

USA 2025



81%
35/43

US Workforce Female

40%
17/43

US Workforce
(Black, Indigenous, People of
Color)

88%
7/8

VP & Above Positions Held by
Women

Diversity, Equity & Inclusion

China 2025



72%
184/254

Female Employees

56%
15/27

**Supervisor & Above
Positions Held by Women**

Community Engagement & Philanthropy

USA 2025



96

Volunteer Hours

Human Services: 81%

Animal Welfare & Environment: 12%

International Foreign Affairs: 1%

Health: 6%

16

Partnerships & Collaborations

**Funds Towards
Advocacy Organizations**

We continue to give a percentage of our annual revenue to the following Atlanta-based charitable organizations



Community Engagement & Philanthropy

China 2025



125

Volunteer Hours

Education: 69.5%

Human Services: 5.0%

People Care & Health: 15.5%

Environment: 10.0%

6

Partnerships & Collaborations

Funds Towards Advocacy organizations

We continue to give a percentage of our annual revenue to the following China-based charitable organizations



View the full CSR report [here](#).